

Report No.: 32.06528 ARMI Track Light

Test Time: 2023-09-09 14:40

Luminaire Property

Luminaire Category: Bridgelux V10A 3000K CRI90

Voltage: 220.8 V

Current: 0.118 A

Power: 14.30 W

Power Factor: 0.545

Photometric Results

CIE Class: Direct

Measurement Flux: 1627.3 lm

Downward Ratio: 100%

Horizontal Diffuse Angle(50%): H27.2

Vertical Diffuse Angle(50%): V27.2

Luminaire Efficacy Rating (LER): 114

Max. Intensity: 6806.48 cd

Total Rated Lamp Lumens: 1627.3 lm

Efficiency: 100%

Upward Ratio: 0%

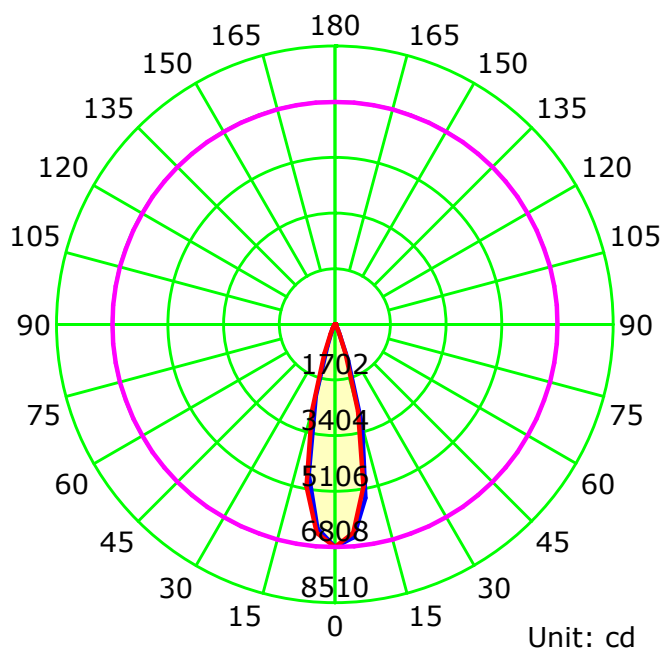
Central Intensity: 6806.48 cd

Pos of Max. Intensity: H0 V0

Picture Of Luminaire



Luminous Intensity Distribution Curve



— C0-C180 — C90-C270 — G0

C Plane (°):0.0-180.0: 180.0

Test Lab:

Test Type: TYPE C

Temperature:

Operator:

Gamma Plane (°):0.0-90.0:5.0

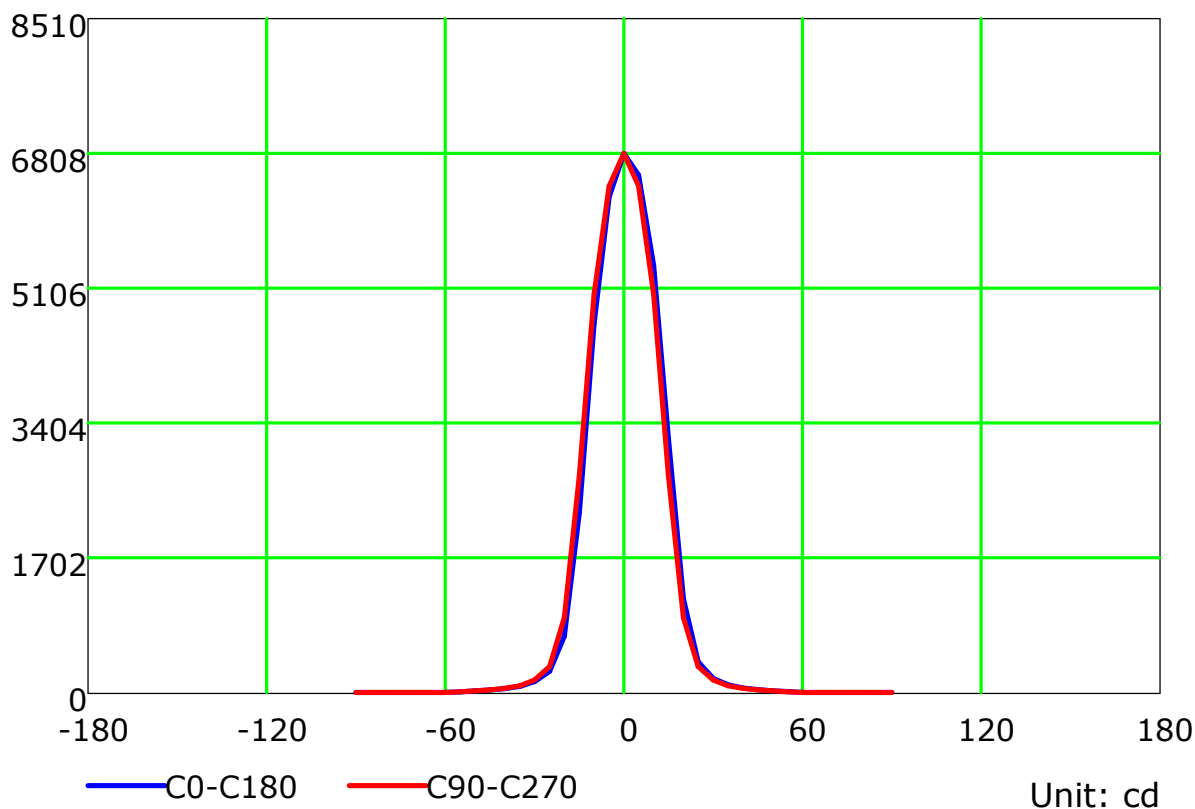
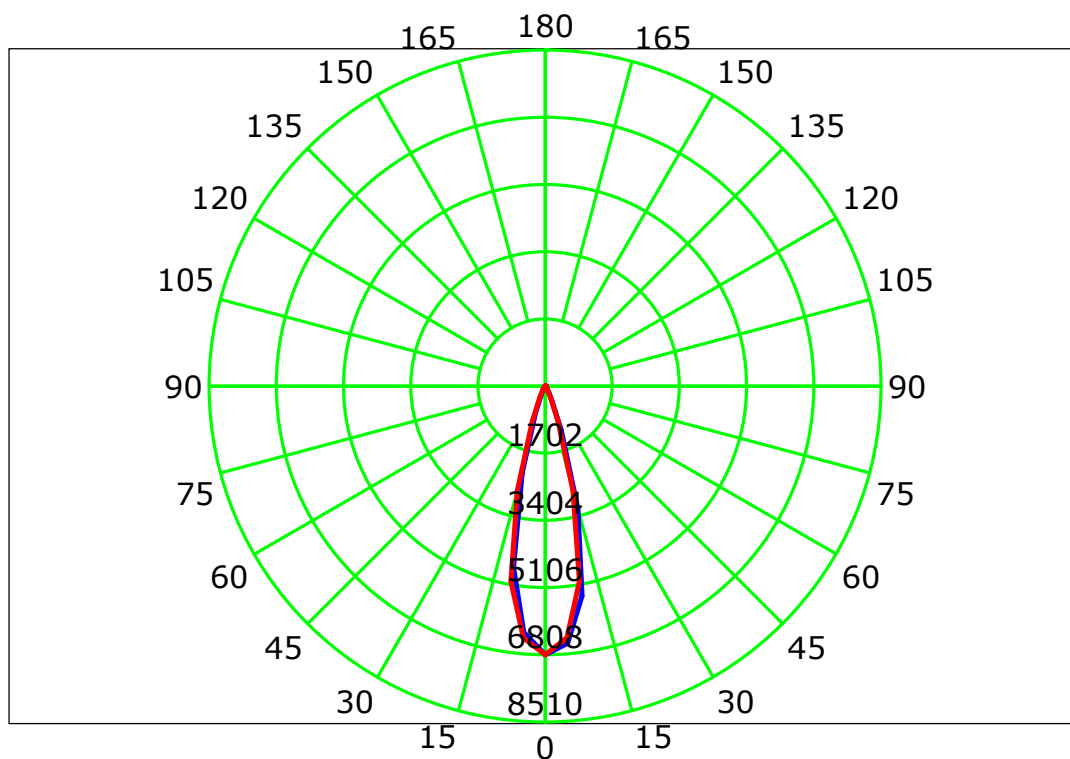
Test Device: CHL-6E

Distance: 3.000 m

Humidity:

Inspector:

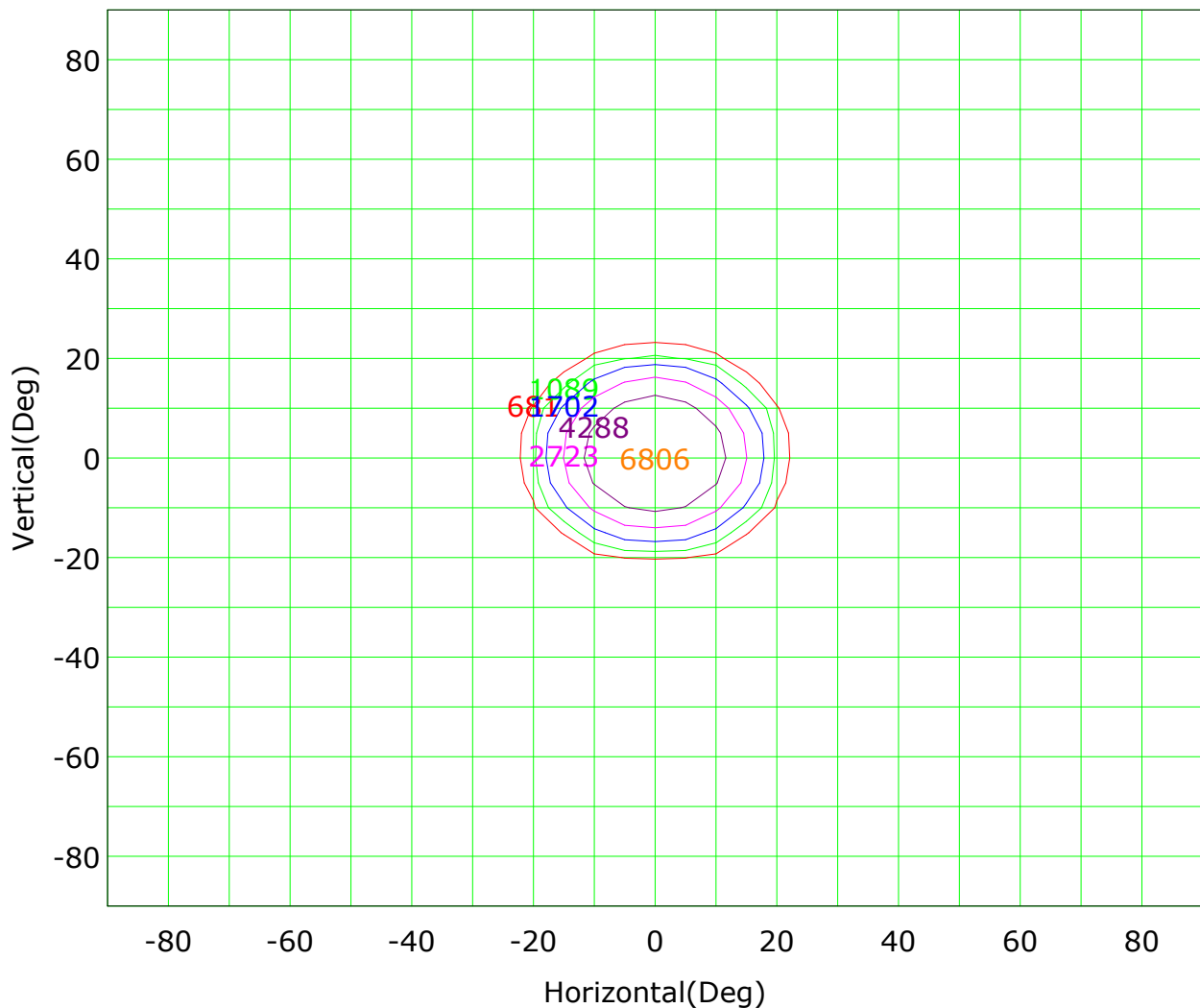
Luminous Intensity Distribution Curve



C Plane (°):0.0-180.0: 180.0
Test Lab:
Test Type: TYPE C
Temperature:
Operator:

Gamma Plane (°):0.0-90.0:5.0
Test Device: CHL-6E
Distance: 3.000 m
Humidity:
Inspector:

Isocandela (rectangle)



Imax (100%): 6806 cd

(10%): 681 cd	(16%): 1089 cd
(25%): 1702 cd	(40%): 2723 cd
(63%): 4288 cd	(100%): 6806 cd

C Plane (°):0.0-180.0: 180.0

Test Lab:

Test Type: TYPE C

Temperature:

Operator:

Gamma Plane (°):0.0-90.0:5.0

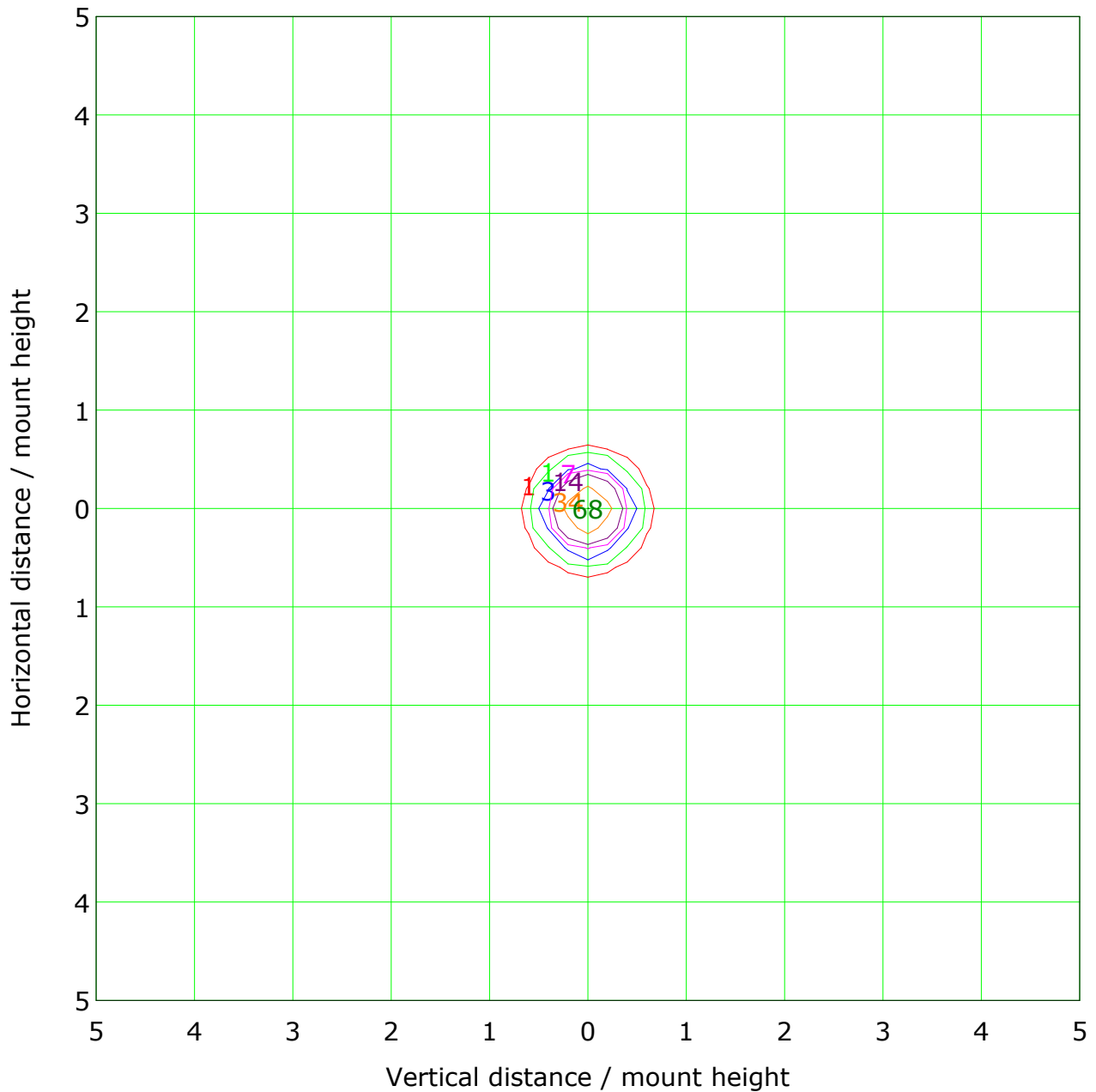
Test Device: CHL-6E

Distance: 3.000 m

Humidity:

Inspector:

IsoLux Plot

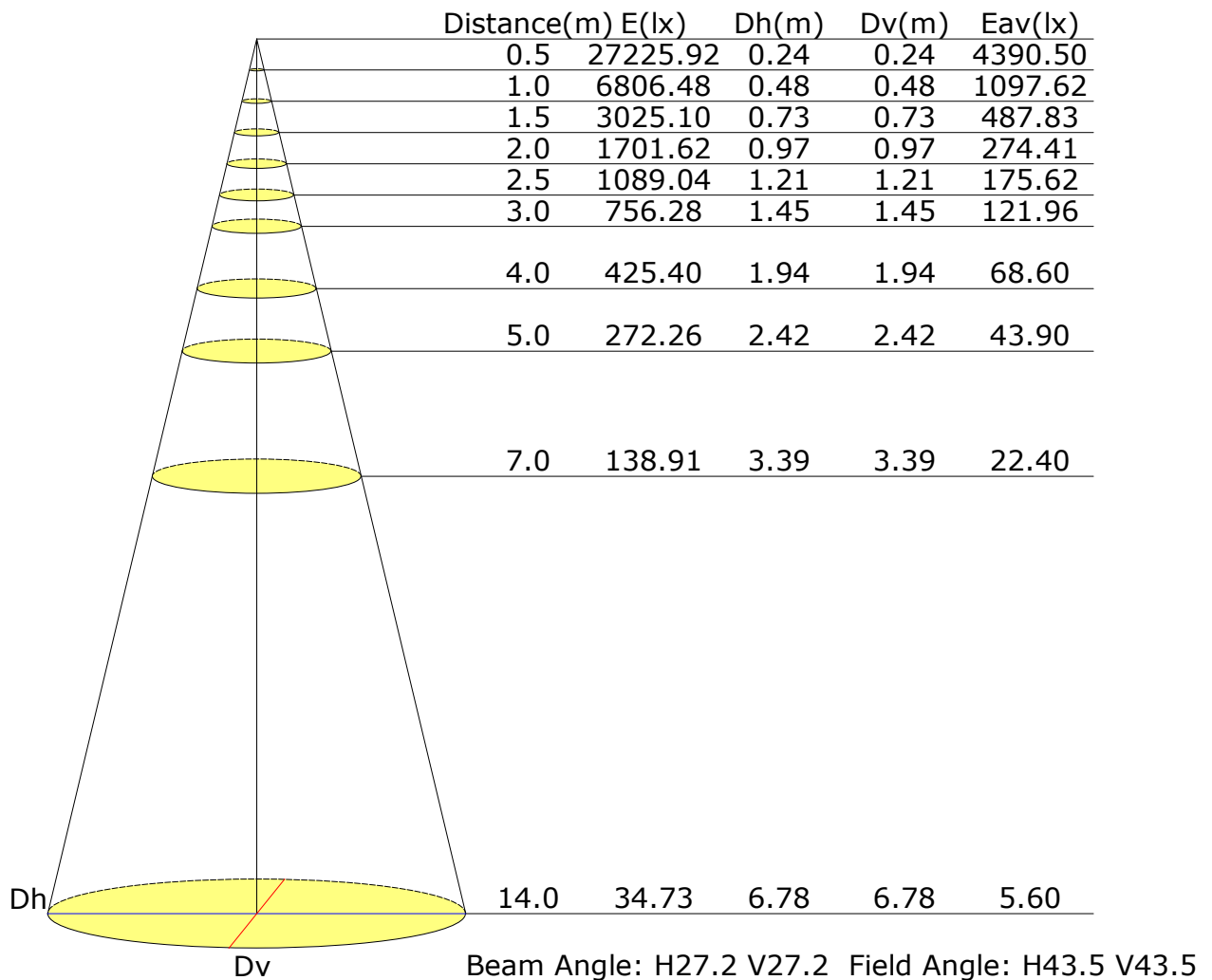


Mounting Height: 10m		Max Lux(100%): 68 lx	
(1%):	1 lx	(2%):	1 lx
(5%):	3 lx	(10%):	7 lx
(20%):	14 lx	(50%):	34 lx
(100%):	68 lx		

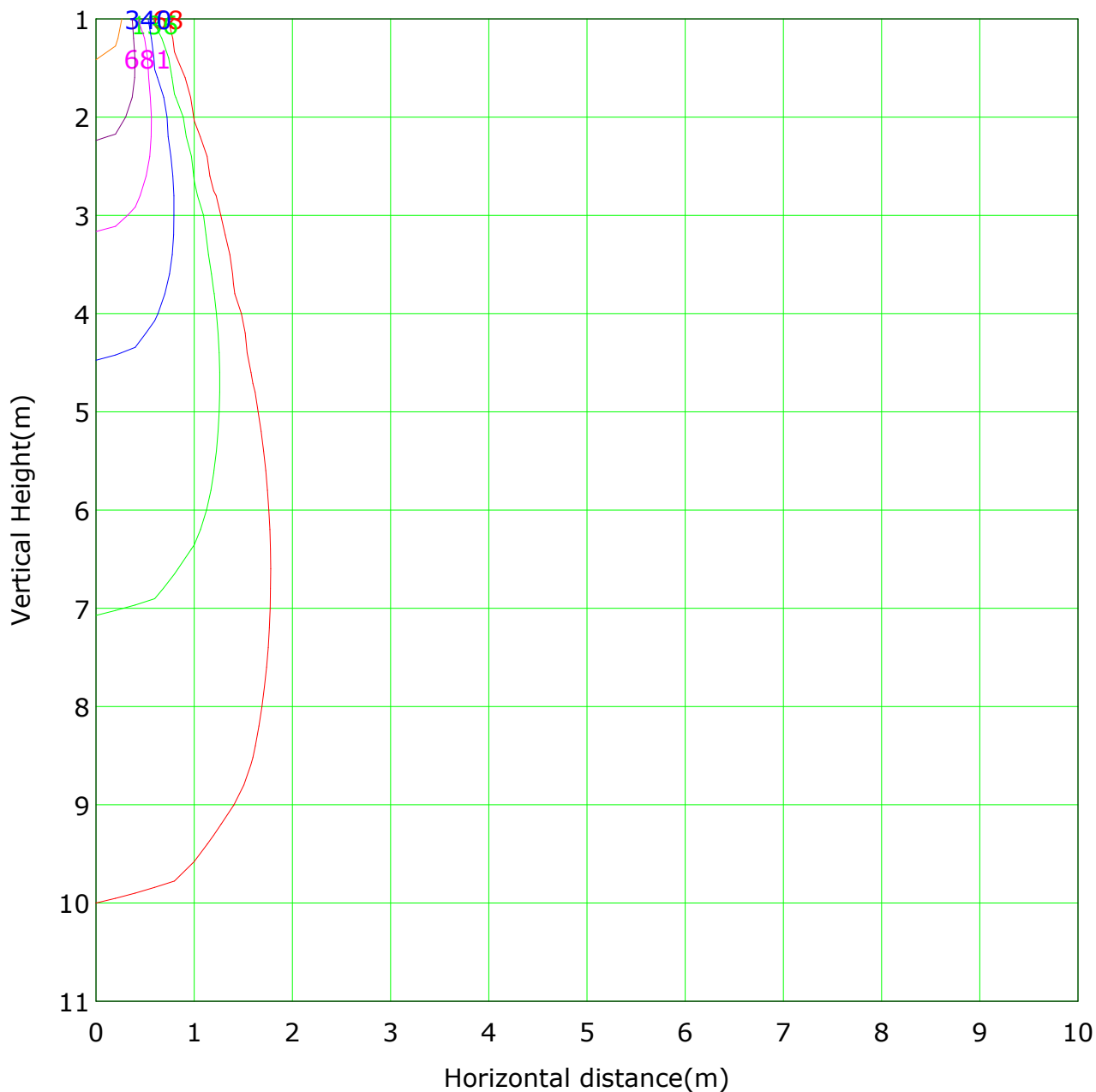
C Plane (°):0.0-180.0: 180.0
Test Lab:
Test Type: TYPE C
Temperature:
Operator:

Gamma Plane (°):0.0-90.0:5.0
Test Device: CHL-6E
Distance: 3.000 m
Humidity:
Inspector:

Illuminance at a Distance



Vertical IsoLux Plot

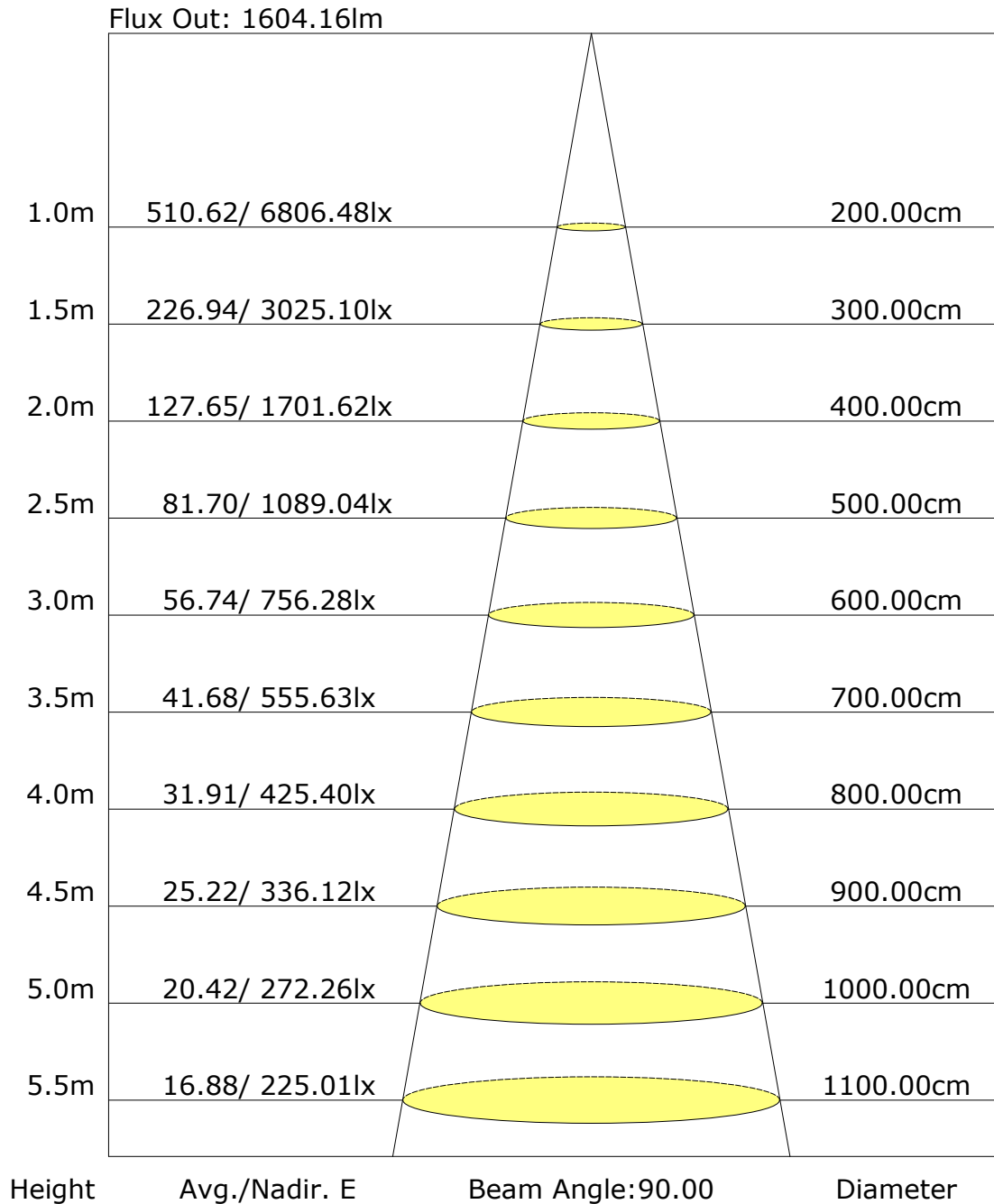


Lowest(m): 1m Highest(m): 11 Max Lux: 6806
— (1%): 68 lx — (2%): 136 lx
— (5%): 340 lx — (10%): 681 lx
— (20%): 1361 lx — (50%): 3403 lx
— (100%): 6806 lx

C Plane (°):0.0-180.0: 180.0
Test Lab:
Test Type: TYPE C
Temperature:
Operator:

Gamma Plane (°):0.0-90.0:5.0
Test Device: CHL-6E
Distance: 3.000 m
Humidity:
Inspector:

The average illuminance effective figure



C Plane (°): 0.0-180.0: 180.0
Test Lab:
Test Type: TYPE C
Temperature:
Operator:

Gamma Plane (°): 0.0-90.0: 5.0
Test Device: CHL-6E
Distance: 3.000 m
Humidity:
Inspector:

Gamma Plane (°):0.0-90.0:5.0
Test Device: CHL-6E
Distance: 3.000 m
Humidity:
Inspector:

Unit: cd

Gamma Plane (°):0.0-90.0:5.0
Test Device: CHL-6E
Distance: 3.000 m
Humidity:
Inspector: